

Exec DMT Children's Services Performance Report Quarter 1 2013/14

Page	Audience:
51	Debbie Barnes Director of Children's Services
	Keith Batty Assistant Director
	Janice Spencer Assistant Director
	Meredith Teasdale Assistant Director
	Stuart Carlton Assistant Director
	Cllr P Bradwell Executive Councillor, Children's Services (including Post 16 education)

Contents

Part 1 – Introduction: Page 3

Part 2 – Notes for consideration: Page 4

Part 3 – Summary of Performance: Page 5

Part 4 – Performance by Assistant Director: Page 6

4.1 Janice Spencer – Page 6

4.2 Meredith Teasdale – Page 17

4.3 Stuart Carlton – Page 20

4.4 Keith Batty – Page 25

4.5 Public Health – Page 31

NB. A number of Public Health's performance indicators and targets that were included in last year's reports are still to be confirmed following the recent move into LCC and the ongoing discussions around ownership and availability of data; they have been excluded from this report and an update will be provided in Q2's report.

1. Introduction

This is the Quarter 1 2013/14 performance report for Children's Services, covering the period 1st of April to the 30th June 2013.




This is the first performance report for the financial year 2013-14. There has been a change in the targets and the ownership of certain performance indicators for this new financial year in order to better reflect changes within the service as well as legislation and reporting requirements; commentary has been provided by a new head of service where there has been a change.
NB. Due to the unavailability of some Heads of Service at the time of report production, some comments in this report have been provided by other managers.

Performance is presented by Assistant Director (AD) and performance indicators for each AD are listed below, grouped into those that are underperforming (red diamond), over performing (green plus) and on-plan (blue circle).

As with previous reports, Heads of Service are only required to comment on those PIs that are under-performing and over-performing.

For information, the next Scrutiny Committee meeting is scheduled for Friday 6th September 2013.

Key to Performance Symbols

Performance	Symbol
Within Tolerance of Target	
Better Than Target	
Worse Than Target	

2. Notes for consideration

Following the sign-off of 2013/14's performance measures and targets, a query has been raised regarding the current performance measures *NI147: Care leavers in suitable accommodation* and *NI148: Care leavers in education, employment or training* in that these indicators no longer exist due to a change in the reporting requirements for the (903) Looked After Children statutory return.

The new requirements now include a breakdown in age, i.e. cohorts of 19, 20 and 21 year olds, whereas these indicators previously covered all ages. It has been suggested that the targets used in Performance Plus should only reflect the 19-year old cohort and that proxy measures for the 20 and 21-year old cohorts will be reported and monitored through contract management meetings and targets established next year when we have a full year of performance data.

The current P+ indicators will not provide an accurate year-on-year comparison due to the change in cohort.

Page 54

Suggested descriptors for the new measures to replace NI147 and NI148 respectively are;

- % of eligible care leavers in suitable accommodation at age 19
- % of eligible care leavers in EET at age 19

Agreement of these proposed changes is required in order to amend the measures and reflect these new descriptions in future reports.

Summary - Symbol Counts by AD



Janice Spencer	3	6	10
Meredith Teasdale	0	1	2
Stuart Carlton	4	1	2
Keith Batty	2	1	7
Public Health	0	1	0
Total	9	10	21

Janice Spencer

RED DIAMOND





2023SC: No. subject to a CPP per 10,000 population <18

Owner : Roz Cordy

Polarity: Smaller is Better

Unit: Number per 10,000

CBP CYPP

	30/04/13	31/05/13	30/06/13	31/07/13	31/08/13	30/09/13	31/10/13	30/11/13	31/12/13	31/01/14	28/02/14	31/03/14
Actual			26.2									
Target			20			20			20			20
Symbol												

Interest Comments:

Comment Author: Roz Cordy / Stuart Carlton - Comment Subject: Head of Service Commentary

There has been an increase in the number of children with a Child Protection Plan. This is a difficult indicator to manage by target. The reasons for the increase can be several and combined; for example, earlier recognition that children are suffering significant harm, case being managed at Child Protection rather than at Child in Need, increased number of large sibling groups and better recognition of harm by other agencies. However it should be noted that Lincolnshire's performance is still lower than both its statistical neighbours 34.7 (March 2012) and the All England rate 37.8 (March 2012). It is likely that this rate will continue to be higher than the target rate, with some fluctuation. Monitoring and auditing of Child Protection cases occurs on a monthly basis with team managers meeting with the Case Conference Chairs to discuss individual cases and at Head of Service and Assistant Director level at the monthly performance meeting to look at themes and trends.

Performance Report - Quarter 1 2013/14

CS012: % of privately fostered children visited within required timescales

Owner : John Harris

Polarity: Bigger is Better

Unit: %

CBP CYPP

	30/04/13	31/05/13	30/06/13	31/07/13	31/08/13	30/09/13	31/10/13	30/11/13	31/12/13	31/01/14	28/02/14	31/03/14
Actual			81.48									
Target			85			85			85			85
Symbol												

Latest Comments:

Comment Author: Sue Clark / Chris Sharp on behalf of John Harris - Comment Subject: Head of Service Commentary

Performance as of 30th June is 3.52% below target with 5 cases showing in June performance with Reg. 8 visits out of timescales. There was 1 case delay in last visit being recorded on ICS. This has now been recorded, closed and the young person is the subject of a Special Guardianship Order. 2 cases have now been closed appropriately and 2 cases where the visits were completed but not fully recorded on ICS within timescales have been rectified. We now have a tracking system in place to support social workers to record within timescales. This continues to require business support input but if sustained is likely to ensure that performance improves and is achieved and we are confident that we can achieve the year-end target.

Page 57

CS144: The percentage of LAC with an up-to-date health check

Owner : Tara Jones

Polarity: Bigger is Better

Unit: %

CBP CYPP

	30/04/13	31/05/13	30/06/13	31/07/13	31/08/13	30/09/13	31/10/13	30/11/13	31/12/13	31/01/14	28/02/14	31/03/14
Actual			89.4									
Target			96			96			96			96
Symbol												

Latest Comments:

Comment Author: Sue Clark / Chris Sharp on behalf of Tara Jones - Comment Subject: Head of Service Commentary

Performance as of 30th June 2013 is 7.6% below target of which 1.72% are the young people who exercise their right to refuse a health assessment. These young people are within the 16 to 17 year age range. There have also been some issues with the unavailability of identified GP's and whilst attempts have been made to rectify these with some health assessments being completed by the nurses, this is not possible for children under the age of 10 years or those with additional needs. Health have worked proactively to ensure capacity of GP's availability is improved, as required to conduct assessments. The Looked After Children's Teams now have a very robust system in place to monitor this performance. The most recent figures indicate a higher percentage of completed health assessments and we are confident that we will achieve the year-end target. There is no immediate evidence that missing our target has impacted directly on customers at this time.

Performance Report - Quarter 1 2013/14

CS145: the percentage of LAC with an up-to-date dental check

Owner : Tara Jones

Polarity: Bigger is Better

Unit: %

CBP CYP

	30/04/13	31/05/13	30/06/13	31/07/13	31/08/13	30/09/13	31/10/13	30/11/13	31/12/13	31/01/14	28/02/14	31/03/14
Actual			92.8									
Target			96			96			96			96
Symbol												

Latest Comments:

Comment Author: Sue Clark / Chris Sharp on behalf of Tara Jones - Comment Subject: Head of Service Commentary

Performance as of 30th June 2013 is 3.2% below target. These figures are also impacted by the number of young people who exercise their right to refuse a dental appointment although every effort is made to encourage attendance. We have recently reviewed the process for monitoring this performance and now have a support system in place to ensure robust monitoring of this. The most recent figures indicate a slight improvement and we are confident that in utilising the new monitoring system, that we will achieve the year-end target. Whilst there is no direct evidence that missing our target has impacted directly on our customers, it has to be acknowledged that for those young people who refuse dental appointments there is likely to be a negative impact on their dental health.

CS146: The percentage of LAC with up-to-date routine immunisations

Owner : Tara Jones

Polarity: Bigger is Better

Unit:

CBP CYP

	30/04/13	31/05/13	30/06/13	31/07/13	31/08/13	30/09/13	31/10/13	30/11/13	31/12/13	31/01/14	28/02/14	31/03/14
Actual			91.3									
Target			96			96			96			96
Symbol												

Latest Comments:

Comment Author: Sue Clark / Chris Sharp on behalf of Tara Jones - Comment Subject: Head of Service Commentary

Performance as of 30th June 2013 is 4.7% below target. A substantial proportion of the young people looked after are within the age range where they do not require immunisations each year. A review of this area of performance evidences that we need to be more robust in reviewing ICS data to ensure that when there are no immunisations due the system is still updated to reflect that they are up to date. A system is now in place within supervision process to ensure that this is fully reviewed every month. There is no evidence to indicate that our young people have not had their immunisations and therefore missing our target has not impacted directly on our customers. The failure has been in the area of recording on ICS.

Performance Report - Quarter 1 2013/14

NI061 Timeliness and stability of adoption of looked after children

Owner : Tara Jones

Polarity: Bigger is Better

Unit: %

CBP CYPP

	30/04/13	31/05/13	30/06/13	31/07/13	31/08/13	30/09/13	31/10/13	30/11/13	31/12/13	31/01/14	28/02/14	31/03/14
Actual			71.4									
Target			90			90			90			90
Symbol												

Latest Comments:

Comment Author: Bryan Glover on behalf of Tara Jones - Comment Subject: Head of Service Commentary

The gap between performance and target has reduced this period. This is due to the large number of children being adopted which offset a small number of older children, or those with complex needs, who successfully achieve adoption but over longer timescales than is set out in the measure. Given the high number of links currently being made it is anticipated that performance at year end will meet to the target.

NI063 Stability of placements of looked after children: length of placement

Owner : John Harris

Polarity: Bigger is Better

Unit: %

CBP CYPP

	30/04/13	31/05/13	30/06/13	31/07/13	31/08/13	30/09/13	31/10/13	30/11/13	31/12/13	31/01/14	28/02/14	31/03/14
Actual			67.86									
Target			71			71			71			71
Symbol												

Latest Comments:

Comment Author: Deborah Crawford on behalf of John Harris - Comment Subject: Head of Service Commentary

The performance has marginally reduced compared to the same reporting period last year. The trend continues to reflect the challenge for carers in managing the most complex and persistent behaviours. Such carers remain effectively supported and placements are regularly monitored in an effort to create greater stability. Continued scrutiny reinforces the importance and value in achieving placement stability whilst acknowledging that some young people choose to end placements after several years of stability. Continued evaluation and review of placements that have broken down indicate that the service needs to ensure that specialised training is made available to all permanent carers.

Performance Report - Quarter 1 2013/14

NI064 Child protection plans lasting 2 years or more

Owner : Roz Cordy

Polarity: Smaller is Better

Unit: %

CBP ✓ CYP ✓

	30/04/13	31/05/13	30/06/13	31/07/13	31/08/13	30/09/13	31/10/13	30/11/13	31/12/13	31/01/14	28/02/14	31/03/14
Actual			6.9									
Target			4			4			4			4
Symbol			◆			■			■			■

Latest Comments:

Comment Author: Roz Cordy - Comment Subject: Head of Service Commentary

This target is under performing with a rate of 6.9 when the target is 4.0. However this data does not give a true reflection until the year end as it is based on the number of children who cease to be subject to a plan and this increases over the year. The actual number of children open over 2 years tends to remain low. Currently the actual number is 6 which is 3 families. There will always be a small number of children who need long term social care intervention with a multi-agency Child protection Plan. These cases are rigorously reviewed at one year, 18 months and at 2 years to ensure the plan is still the appropriate plan. It is likely that the target will be met over the year.

Page 8 of 8

9147 Care leavers in suitable accommodation

Owner : John Harris

Polarity: Bigger is Better

Unit: %

CBP ✓ CYP ✓

	30/04/13	31/05/13	30/06/13	31/07/13	31/08/13	30/09/13	31/10/13	30/11/13	31/12/13	31/01/14	28/02/14	31/03/14
Actual			88									
Target			90			90			90			90
Symbol			◆			■			■			■

Latest Comments:

Comment Author: Kerry Mitchell / Stuart Carlton on behalf of John Harris - Comment Subject: Head of Service Commentary

85% (53) care leavers in the 19 year old cohort are in suitable accommodation. There are nine care leavers in unsuitable accommodation, of which, two are in custody where change cannot be affected. Therefore seven care leavers are in unsuitable accommodation where change can be affected. Of these 7; three are not in contact with the service, two have been given the opportunity to move into suitable accommodation but are making the choice as adults to live with family or friends who we cannot class as suitable, one is in a probation hostel and the other has chosen to leave Barnardos supported accommodation.

Performance Report - Quarter 1 2013/14





NI148 Care leavers in education, employment or training

Owner : John Harris

Polarity: Bigger is Better

Unit: %

CBP  CYP 

	30/04/13	31/05/13	30/06/13	31/07/13	31/08/13	30/09/13	31/10/13	30/11/13	31/12/13	31/01/14	28/02/14	31/03/14
Actual			55									
Target			65			65			65			65
Symbol												

Latest Comments:

Comment Author: Kerry Mitchell on behalf of John Harris - Comment Subject: Head of Service Commentary

There has been a recording error on this target. The NI figure is 50% (31) are in education employment and training and 50% (31) are not in education, employment and training. Three of these young people are not in contact with the service. Barnardos have made many attempts to get in touch and are working with other partners to try and track young people and support with options.

One young person has just had a child removed so priority is supporting emotional well-being. Five young people are pregnant or parents, seven young people have complex health issues which need to be addressed before looking at EET options. Two young people are in custody. Four young people state they do not wish to take part in EET and Barnardos are going on going support to these young people to understand this is not an option. One young person is closed where change cannot be effected. Eight young people are involved in project to support them move into EET, work programme job centre, WPP, BEET etc.

GREEN PLUS

2042SC: LAC per 10,000 population aged under 18

Owner : Roz Cordy

Polarity: Smaller is Better

Unit: Number per 10,000

CBP CYPP

	30/04/13	31/05/13	30/06/13	31/07/13	31/08/13	30/09/13	31/10/13	30/11/13	31/12/13	31/01/14	28/02/14	31/03/14
Actual			41.6									
Target			43			43			43			43
Symbol												

Latest Comments:

Comment Author: Roz Cordy - Comment Subject: Head of Service Commentary

The current performance is 41.6 per 10,000 population; the target is 43 per 10,000 and so this target is over performing. In terms of actual children, 590 were in the care of the Local Authority on 30th June 2013. The target was increased this year in recognition of the increase in children being looked after both in Lincolnshire and nationally. In the main this is due to changes in legislation which obliges Children's services to classify some children as "in care" in certain circumstances. The key changes are young people, aged 16 and 17 who are homeless and children who are placed with a friend or family member if they cannot live with a parent.

62

NI059P Percentage of Initial assessments for children's social care carried out < 10 working days

Owner : Jo Kavanagh

Polarity: Bigger is Better

Unit: %

CBP CYPP

	30/04/13	31/05/13	30/06/13	31/07/13	31/08/13	30/09/13	31/10/13	30/11/13	31/12/13	31/01/14	28/02/14	31/03/14
Actual			89.1									
Target			85			85			85			85
Symbol												

Latest Comments:

Comment Author: Jo Kavanagh - Comment Subject: Head of Service Commentary

Performance is above the level required reflecting the continued efforts by all staff to ensure all assessments are completed in a timely manner. There is a trend for improving performance which needs to be maintained once the Single Assessment is introduced later this year.

Performance Report - Quarter 1 2013/14

NI062 Stability of placements of looked after children: number of moves

Owner : John Harris

Polarity: Smaller is Better

Unit: %

CBP ✓ CYP ✓

	30/04/13	31/05/13	30/06/13	31/07/13	31/08/13	30/09/13	31/10/13	30/11/13	31/12/13	31/01/14	28/02/14	31/03/14
Actual			0.85									
Target			8			8			8			8
Symbol			+			█			█			█

Latest Comments:

Comment Author: Deborah Crawford on behalf of John Harris - Comment Subject: Head of Service Commentary

The figure confirms that the service continues to provide stable placements for most children and young people looked after as a result of robust wrap around services. The service continues to manage increased numbers of looked after children combined with identifying placement matches that serve to manage the complexity of need.

NI065 Children becoming the subject of a Child Protection Plan for a second or subsequent time

Owner : Roz Cordy

Polarity: Smaller is Better

Unit: %

CBP ✓ CYP ✓

	30/04/13	31/05/13	30/06/13	31/07/13	31/08/13	30/09/13	31/10/13	30/11/13	31/12/13	31/01/14	28/02/14	31/03/14
Actual			10.9									
Target			14			14			14			14
Symbol			+			█			█			█

Latest Comments:

Comment Author: Roz Cordy - Comment Subject: Head of Service Commentary

The number of children who have previously been subject to a Child Protection Plan is over performing at 10.9, the target is 14.0. This equates to 17 children, the same number as last year. However last year there had been 74 children in total subject to a plan, as opposed to a total of 156 children subject to a plan from April 2013 to June 2013. This target is likely to continue to over perform or meet the target due to the overall increase in children subject to a child protection plan.

Performance Report - Quarter 1 2013/14





NI068 Percentage of referrals to children's social care going on to initial assessment

Owner : Jo Kavanagh

Polarity: Bigger is Better

Unit: %

CBP  CYPP 

	30/04/13	31/05/13	30/06/13	31/07/13	31/08/13	30/09/13	31/10/13	30/11/13	31/12/13	31/01/14	28/02/14	31/03/14
Actual			84.34									
Target			82			82			82			82
Symbol												

Latest Comments:

Comment Author: Jo Kavanagh - Comment Subject: Head of Service Commentary

The performance in this quarter demonstrates an improvement when compared to each quarter last year and demonstrates that the screening of initial referrals on receipt is accurate and that the correct proportion of those referrals are closed by the locality team with the remainder going on to initial assessment.





PAF C23 (BV163): Adoptions of LAC

Owner : Tara Jones

Polarity: Bigger is Better

Unit: %

CBP  CYPP 

	30/04/13	31/05/13	30/06/13	31/07/13	31/08/13	30/09/13	31/10/13	30/11/13	31/12/13	31/01/14	28/02/14	31/03/14
Actual			3.8									
Target			3			6			9			12
Symbol												

Latest Comments:

Comment Author: Bryan Glover on behalf of Tara Jones - Comment Subject: Head of Service Commentary

Performance exceeds target for this quarter and is likely to continue to do so throughout the year. This is due to effective management of timescales for both adopters and children's assessments alongside stronger performance of matches. Performance in this area remains strong both against regional and national comparators.

BLUE CIRCLE





2016SC: % of referrals that are repeats, within 12 mths (QP7.1)

Owner : Jo Kavanagh

Polarity: Smaller is Better

Unit: %

CBP ✓ CYPP ✓

	30/04/13	31/05/13	30/06/13	31/07/13	31/08/13	30/09/13	31/10/13	30/11/13	31/12/13	31/01/14	28/02/14	31/03/14
Actual			17.9									
Target			18			18			18			18
Symbol												

Latest Comments:

Comment Author: Jo Kavanagh - Comment Subject: Head of Service Commentary

This indicator continues to be within tolerance. This indicates children's needs are being met at the first referral. There is a trend for continuing improved performance which can hopefully be maintained throughout the year.





2016060 Percentage core assessments for children's social care carried out < 35 working days

Owner : Jo Kavanagh

Polarity: Bigger is Better

Unit: %

CBP ✓ CYPP ✓

	30/04/13	31/05/13	30/06/13	31/07/13	31/08/13	30/09/13	31/10/13	30/11/13	31/12/13	31/01/14	28/02/14	31/03/14
Actual			83.72									
Target			85			85			85			85
Symbol												

Latest Comments:

Comment Author: Jo Kavanagh - Comment Subject: Head of Service Commentary

The performance in this quarter demonstrates an improvement in performance when compared to each quarter last year. The performance is now within tolerance and again reflects the efforts to ensure assessments are completed in a timely manner. There is a trend for improving performance.

Performance Report - Quarter 1 2013/14





PAF B79: Fostering/adoption of LAC aged 10 to <16

Owner : John Harris

Polarity: Bigger is Better

Unit: %

CBP ✓ CYP ✓

	30/04/13	31/05/13	30/06/13	31/07/13	31/08/13	30/09/13	31/10/13	30/11/13	31/12/13	31/01/14	28/02/14	31/03/14
Actual			87.63									
Target			88			88			88			88
Symbol												

Latest Comments:

Comment Author: Deborah Crawford on behalf of John Harris - Comment Subject: Head of Service Commentary

Performance has decreased very slightly within the quarter yet remains on target. For all children requiring placements, fostering is the preferred choice of placement. Even at a time of increased placement demand and complexity, this remains the case. In order to maintain this performance, the fostering service continues to recruit carers but this is achieved against a backdrop of increased competition from independent fostering providers.

Meredith Teasdale

RED DIAMOND

CS052: % of CwD who participate in their short-term breaks review

Owner : Sheridan Dodsworth

Polarity: Bigger is Better

Unit: %

CBP



CYPP



	30/04/13	31/05/13	30/06/13	31/07/13	31/08/13	30/09/13	31/10/13	30/11/13	31/12/13	31/01/14	28/02/14	31/03/14
Actual			83.3									
Target			94			94			94			94
Symbol												

Latest Comments:

Comment Author: Sheridan Dodsworth - Comment Subject: Head of Service Commentary

This indicator is currently under-performing by almost 11%. The under-performance relates to six children who appear not to have participated in their Short Breaks' Review. This is highly unusual as every effort is made to enable the child to attend all Reviews or to have their views represented by a suitable advocate.

On reviewing the information on each of the six children it is confirmed that all of them did in fact participate in their Reviews but this has not been recorded accurately. The Team Manager has sent an email to all Social Workers within the Children with Disabilities Team to remind them of the process to record this information. This will also be reiterated in a Team Meeting.

I am confident that the target of 94% will be met in quarter 2.

Performance Report - Quarter 1 2013/14





CS077: % of open referrals to CWD (excl. OT) and Transition Teams that have a transition plan

CBP  CYP 

Unit: %

Polarity: Bigger is Better

Owner: Sheridan Dodsworth

	30/04/13	31/05/13	30/06/13	31/07/13	31/08/13	30/09/13	31/10/13	30/11/13	31/12/13	31/01/14	28/02/14	31/03/14
Actual			92.9									
Target			97			97			97			97
Symbol												

Latest Comments:

Comment Author: Sheridan Dodsworth - Comment Subject: Head of Service Commentary

This indicator is under-performing by 5% in Quarter 1. On reviewing the data the under-performance relates to six children. However, one child has been identified three times therefore in reality there are only 4 children who appear not to have a Transition Plan. The data is being revised to rectify this error.

Of the four children identified as not having a Transition Plan two of them have only recently turned 14 and therefore are likely to have their Transitional Review in the first term of the new academic year. The other two are currently showing as having a Transitional Plan but they are not current. The Children with Disabilities Team will be checking this with the schools in September and will remedy any error in recording or will ensure that Transitional Reviews, and subsequent Plans are undertaken early in the new term.

We are confident that the target of 97% will be met during the second quarter.

GREEN PLUS





CS127: % of CWD who've had a transitional annual review

Owner : Sheridan Dodsworth

Polarity: Bigger is Better

Unit: %

CBP CYPP

	30/04/13	31/05/13	30/06/13	31/07/13	31/08/13	30/09/13	31/10/13	30/11/13	31/12/13	31/01/14	28/02/14	31/03/14
Actual			90.48									
Target			85			85			85			85
Symbol												

Latest Comments:

Comment Author: Sheridan Dodsworth - Comment Subject: Head of Service Commentary

This indicator is over-performing by 5.5% and is testament to the continued efforts of the Children with Disabilities Team who work closely with schools to ensure that children open to the team have their Annual Transitional Review.

The Transitional Review is an essential part of the planning for a young person's transition into adulthood to ensure that the appropriate needs, and services to meet those needs, have been identified well before the child moves from Children's Services. It also allows time for parents or carers to prepare for the way in which their young person will be supported once they reach adulthood. The Team recognises the significance of this period of change and makes it a priority to ensure that young people have their annual review.

Stuart Carlton

RED DIAMOND

CS141: Children's Centres Targeted Reach Achieved

Owner : Cornelia Andrecut

Polarity: Bigger is Better

Unit:

CBP ✓ CYPP ✓

	30/04/13	31/05/13	30/06/13	31/07/13	31/08/13	30/09/13	31/10/13	30/11/13	31/12/13	31/01/14	28/02/14	31/03/14
Actual			68									
Target			75			75			75			75
Symbol			◆			■			■			■

Latest Comments:

Comment Author: Cornelia Andrecut - Comment Subject: Head of Service Commentary

Performance has slightly decreased since last quarter and stands at 68% (which is 7% under target of 75%). It is expected that this will improve as all locality teams actively work on improving this target. Teams are focusing on both increasing the number of registration and capturing all relevant activity on the Children's Centre's data system.

Performance Report - Quarter 1 2013/14

CS156: Number of full Duke of Edinburgh awards gained

Owner : David McWilliams

Polarity: Bigger is Better

Unit: Number

CBP

CYPP

	30/04/13	31/05/13	30/06/13	31/07/13	31/08/13	30/09/13	31/10/13	30/11/13	31/12/13	31/01/14	28/02/14	31/03/14
Actual			162									
Target			250			500			750			1,000
Symbol												

Latest Comments:

Comment Author: Karen Bailey - Comment Subject: Head of Service Commentary

The number of full Duke of Edinburgh awards gained is currently below target by 88. The target set for this quarter is significantly higher than the same quarter last year due to last year's targets consistently over-performing.

The Duke of Edinburgh award is currently in the expedition phase and schools have until October 2013 to complete these. The dedicated Children's Services team that work with schools on Duke of Edinburgh awards are confident that the target will be reached as in previous years when schools return and record completed expeditions.

GREEN PLUS





CS16.1: Troubled families programme - number of families worked with

Owner : Jo Kavanagh

Polarity: Bigger is Better

Unit: Number

CBP  CYP 

	30/04/13	31/05/13	30/06/13	31/07/13	31/08/13	30/09/13	31/10/13	30/11/13	31/12/13	31/01/14	28/02/14	31/03/14
Actual			616									
Target			457			548			693			892
Symbol												

Latest Comments:

Comment Author: Jo Kavanagh - Comment Subject: Head of Service Commentary

The Service has made significant progress in identifying families that meet the criteria for the Troubled Families Programme and we are now satisfied that over 600 families are receiving support from a range of partner agencies with over 100 families allocated a dedicated Key Worker from the Families Working Together Team. This number is above target as considerable efforts have been undertaken in cross matching data about families with the Police in relation to crime and anti-social behaviour and it is likely that the progress will slow down over the coming quarters in line with the numbers required by the Department for Communities and Local Government.

BLUE CIRCLE





CS108: % LAC (> 20 days) with a PEP

Owner : Karen Bailey

Polarity: Bigger is Better

Unit: %

CBP CYPP

	30/04/13	31/05/13	30/06/13	31/07/13	31/08/13	30/09/13	31/10/13	30/11/13	31/12/13	31/01/14	28/02/14	31/03/14
Actual			91.18									
Target			94			94			94			94
Symbol												

Latest Comments:

Comment Author: Karen Bailey - Comment Subject: Head of Service Commentary

Performance at 91.18% is within target for ePEP completion. This is due to increased focus by Practice Supervisors. Plans are being developed to utilise business support to assist the process and raise the % completion further.

Page 33





N1066 Looked after children cases which were reviewed within required timescales

Owner : David McWilliams

Polarity: Bigger is Better

Unit: %

CBP CYPP

	30/04/13	31/05/13	30/06/13	31/07/13	31/08/13	30/09/13	31/10/13	30/11/13	31/12/13	31/01/14	28/02/14	31/03/14
Actual			99.81									
Target			100			100			100			100
Symbol												

No Comment Required (on target)

Performance Report - Quarter 1 2013/14





NI067 Percentage of child protection cases which were reviewed within required timescales

Owner : David McWilliams

Polarity: Bigger is Better

Unit: %

CBP CYPP

	30/04/13	31/05/13	30/06/13	31/07/13	31/08/13	30/09/13	31/10/13	30/11/13	31/12/13	31/01/14	28/02/14	31/03/14
Actual			99									
Target			100			100			100			100
Symbol												
No Comment Required (on target)												





PAF C63: Participation of LAC in reviews

Owner : David McWilliams

Polarity: Bigger is Better

Unit: %

CBP CYPP

	30/04/13	31/05/13	30/06/13	31/07/13	31/08/13	30/09/13	31/10/13	30/11/13	31/12/13	31/01/14	28/02/14	31/03/14
Actual			99.7									
Target			100			100			100			100
Symbol												
No Comment Required (on target)												

Keith Batty

RED DIAMOND

CS118: % 16-19 LDD clients in EET

Owner : Maggie Freeman

Polarity: Bigger is Better

Unit: %

CBP ✓ CYPP ✓

	30/04/13	31/05/13	30/06/13	31/07/13	31/08/13	30/09/13	31/10/13	30/11/13	31/12/13	31/01/14	28/02/14	31/03/14
Actual			86.7									
Target			94			94			94			
Symbol			◆			■			■			

Latest Comments:

Comment Author: Maggie Freeman - Comment Subject: Head of Service Commentary

Performance is currently 7.3% below target. There continues to be some inconsistencies in the data as we move towards the DfE definition of LDD. Work continues to be undertaken to increase participation of LDD through the Lincolnshire Strategy for Post 16 Learners with Learning Difficulties and/or Disabilities. The introduction of Study Programmes including Supported Internships for LDD from September 2013 should mean that learning providers are able to deliver programmes that are more appropriate for these young people.

Performance Report - Quarter 1 2013/14





CS160: Percentage of 16 to 18 year-olds whose situation is 'unknown' on Aspire

Owner : Maggie Freeman

Polarity: Smaller is Better

Unit: %

CBP  CYPP 

	30/04/13	31/05/13	30/06/13	31/07/13	31/08/13	30/09/13	31/10/13	30/11/13	31/12/13	31/01/14	28/02/14	31/03/14
Actual			10.97									
Target			8			8			8			8
Symbol												

Latest Comments:

Comment Author: Maggie Freeman - Comment Subject: Head of Service Commentary

Performance is 2.97 below target. This is a legacy resulting from the fact that there was no service specifically supporting 16 -18 year old NEETs for a year to September 2012. As a result we lost contact with many young people and it has proved difficult to re-establish contact due to changing, and lack of, contact details. The work that has been done since the refocusing of the careers service in September 2012 has led to a significant improvement on 2012 with a reduction from 13.7% to 10.97%. Data sharing agreements with colleges, schools and other providers have been refreshed and should result in more accurate and timely information being provided about young people who enter and leave post 16 provision.

Page 76





CS168: % of 16 year-olds participating in Learning (according to RPA)

Owner : Maggie Freeman

Polarity: Bigger is Better

Unit: %

CBP  CYPP 

	30/04/13	31/05/13	30/06/13	31/07/13	31/08/13	30/09/13	31/10/13	30/11/13	31/12/13	31/01/14	28/02/14	31/03/14
Actual			91.47									
Target			98			98			98			98
Symbol												

Latest Comments:

Comment Author: Maggie Freeman - Comment Subject: Head of Service Commentary

Performance is 6.53% below target at 91.47%. This compares however to a national performance of 92.2% and regional of 92.4% (DfE March 2013). The young people who reach the statutory school leaving age in June 2013 are the first to be affected by the transfer of the statutory duty to provide careers guidance to schools, and the first to which the duty to participate in education or training until the end of the academic year in which they turn 17 applies. The 14-19 team have worked with schools, colleges and providers as well as employers to ensure that there is a resulting increase in participation. However, we will not know the impact of the changes until the end of the calendar year when accurate destination data is available.

Performance Report - Quarter 1 2013/14

CS174: % Academic age 16 - Raising the Participation Age (RPA) cohort, whose situation is 'unknown'

Owner : Maggie Freeman Polarity: Smaller is Better Unit: % CBP ✓ CYP ✓

	30/04/13	31/05/13	30/06/13	31/07/13	31/08/13	30/09/13	31/10/13	30/11/13	31/12/13	31/01/14	28/02/14	31/03/14
Actual			4.28									
Target			3			3			3			3
Symbol			◆			■			■			■

Latest Comments:

Comment Author: Maggie Freeman - Comment Subject: Head of Service Commentary

Performance is 1.28% below target. It is anticipated that as the new age 16 cohort come through the system we have undertaken to link with schools and the revised data sharing agreements will reduce this figure further as we are better able to maintain contact with more young people and receive up to date and timely data on their education status from providers. Young people failing to meet their statutory duty to participate will be contacted on a quarterly basis.

CS175: % Academic aged 17, whose situation is 'unknown' on Aspire

Owner : Maggie Freeman Polarity: Smaller is Better Unit: % CBP ✓ CYP ✓

	30/04/13	31/05/13	30/06/13	31/07/13	31/08/13	30/09/13	31/10/13	30/11/13	31/12/13	31/01/14	28/02/14	31/03/14
Actual			9.17									
Target			7			7			7			7
Symbol			◆			■			■			■

Latest Comments:

Comment Author: Maggie Freeman - Comment Subject: Head of Service Commentary

Performance is 2.17% below target. This is a legacy resulting from the fact that there was no service specifically supporting 16-18 year old NEETs for a year to September 2012. As a result we lost contact with many young people and it has proved difficult to re-establish contact due to changing and lack of contact details. It will take a further 2 years before the young people leaving statutory education in 2012, whose status in education and training was not tracked for a year, work through the system. Efforts continue to make contact with these young people via the Customer Service Team and Careers Advisers. We are also exploring ways to share data with partners that may assist us to contact young people.

Performance Report - Quarter 1 2013/14

CS176: % Academic aged 18, whose situation is 'unknown' on Aspire

Owner : Maggie Freeman

Polarity: Smaller is Better

Unit: %

CBP CYPP

	30/04/13	31/05/13	30/06/13	31/07/13	31/08/13	30/09/13	31/10/13	30/11/13	31/12/13	31/01/14	28/02/14	31/03/14
Actual			19.06									
Target			18.2			18.2			18.2			18.2
Symbol												

Latest Comments:

Comment Author: Maggie Freeman - Comment Subject: Head of Service Commentary

Performance is 0.86% below target. Significant work has been undertaken to reduce the number of 18 year olds whose situation is unknown which was as high as 26.8% in December 2012. The Customer Service team are contracted to continue with this activity. These young people fall outside of the duty to participate and therefore the Council role is limited to establishing their status.

CS177: % Academic aged 16 - Raising the Participation Age - LAC Participation in learning

Owner : Maggie Freeman

Polarity: Bigger is Better

Unit: %

CBP CYPP

	30/04/13	31/05/13	30/06/13	31/07/13	31/08/13	30/09/13	31/10/13	30/11/13	31/12/13	31/01/14	28/02/14	31/03/14
Actual			75									
Target			87			87			87			87
Symbol												

Latest Comments:

Comment Author: Maggie Freeman - Comment Subject: Head of Service Commentary

Performance is 8% below target. Specific action is being taken to improve participation of Looked After Children. A multi-agency conference has recently been held to enable providers to understand the range of support available to vulnerable young people including care leavers and an action plan is being developed by the RPA Vulnerable Learners Group (which is part of the 14-19 strategic partnership). Aspire records of all LAC who reached the statutory school leaving age in June 2013 are being examined to ensure that they all have appropriate offers of post 16 education. Work is being undertaken in partnership with Barnardos to explore how the new post 16 curriculum (Study Programmes) can be exploited to better meet the needs of LAC, including the development of the new Traineeships to support young people and prepare them to progress onto the Leaving Care Apprenticeship programme.

GREEN PLUS

NI117 16 to 18 year olds who are not in education, employment or training (NEET)

Owner : Maggie Freeman

Polarity: Smaller is Better

Unit: %

CBP CYP

	30/04/13	31/05/13	30/06/13	31/07/13	31/08/13	30/09/13	31/10/13	30/11/13	31/12/13	31/01/14	28/02/14	31/03/14
Actual			3.27									
Target			3.5			3.5			3.5			3.5
Symbol												

Latest Comments:

Comment Author: Maggie Freeman - Comment Subject: Head of Service Commentary

Performance is 0.23% above target. The LCC funded careers service is now focussed on supporting NEET. The young people who reach the statutory school leaving age in June 2013 are the first to be affected by the transfer of the statutory duty to provide careers guidance to schools, and the first to which the duty to participate in education or training until the end of the academic year in which they turn 17 applies. We will not know the impact of these changes on NEET and participation until the end of the calendar year when accurate destination data is available. Much work has been undertaken by the 14-19 team to prepare schools to deliver their statutory duties in relation to careers guidance, and in relation to raising the Participation Age.

BLUE CIRCLE





CS165: % of pupils in good or outstanding schools

Owner : Tim Culpin

Polarity: Bigger is Better

Unit: %

CBP ✓ CYPP ✓

	30/04/13	31/05/13	30/06/13	31/07/13	31/08/13	30/09/13	31/10/13	30/11/13	31/12/13	31/01/14	28/02/14	31/03/14
Actual			79.1									
Target			80			80			80			80
Symbol												

Latest Comments:

Comment Author: Pat Eccles - Comment Subject: Head of Service Commentary

It is anticipated that this target will be met or exceeded by the end of 2013/14.

Page 60





CS166: % of schools judged to be good or outstanding

Owner : Tim Culpin

Polarity: Bigger is Better

Unit: %

CBP ✓ CYPP ✓

	30/04/13	31/05/13	30/06/13	31/07/13	31/08/13	30/09/13	31/10/13	30/11/13	31/12/13	31/01/14	28/02/14	31/03/14
Actual			80.6									
Target			82			82			82			82
Symbol												

Latest Comments:

Comment Author: Pat Eccles - Comment Subject: Head of Service Commentary

It is anticipated that this target will be met or exceeded by the end of 2013/14.

Public Health

GREEN PLUS

CS117: % 16-19 teenage mothers in EET

Owner : Marie Jarrett

Polarity: Bigger is Better

Unit: %

CBP ✓

CYPP ✓

	30/04/13	31/05/13	30/06/13	31/07/13	31/08/13	30/09/13	31/10/13	30/11/13	31/12/13	31/01/14	28/02/14	31/03/14
Actual			31.11									
Target			27			27			27			27
Symbol			+			█			█			█

Latest Comments:

Comment Author: Marie Jarrett - Comment Subject: Head of Service Commentary

How post agreed to improve the target (1 year fixed term contract) and implement the following pathway.
 Follow up on all notifications from midwifery service and cross reference with ICS and soft smart data bases. Liaise with Careers service, Family Support, Families Working Together
 and other professional partnership agencies on a support 'offer' for the teen parent. The offer will include supporting teenage parents' to access accredited training opportunities.
 Support partnership agencies to deliver locally developed accredited training courses to all professionals working in partnership with the TP team. Support delivery of the Train the
 Trainer model to support staff to deliver accredited courses to teen parents, supporting improved outcomes for teenage parents to access education, employment and training
 opportunities and meeting RPA quality standards.

This page is intentionally left blank